


LPA · LPE · LPB

powered by

**Panasonic**



# Remote Lighting Control Powered by the World's Best Relays

## P-Series

**PL** Buildings  
Lighting Control Systems

# Features

## **Program Timer**

*Provides "OFF" Delay and "ON" Timer options for Individual and group functions. LCD display timer unit system level device for scheduling loads on daily, weekly, monthly, or yearly basis up to 30 separate channels. Automatic daylight savings time function programs Full-2Way wall switch. EEPROM memory storage of groups and patterns eliminates the need for battery backup.*

## **Relays and Relay Controls**


*"ON"/"OFF" control of lighting and other electrical loads using mechanically latching relays. Control using individual, group and pattern functions.*

## **CPU, Transformer and Terminals**

*Powers panel components with multi-tap transformer.*

## **LPC Controller and Contact Input (Enhanced)**

*Automatic daylight savings time function. Accumulated run time hours are logged. System can use one networked daylight sensor per zone or up to 3 sensors from PLC Sensors. Input photo sensor*



*time delay prevents intermittent or false switching. 1/2 hours hold-on timer prevents high intensity discharge lighting from short-cycling. Time clock configurable as 7-day with two "ON"/"OFF" events per day; 7-day with optional timed override and sweep sequence.*

## **Dimmer Driver**


*Dimmer had level and fade time. IR Address programming for incandescent and fluorescent dimming. Includes relays for switching 0-10V controlled ballasts.*

## **LPC Controller with Communication (Advanced)**

*Communication protocols using RS485 Modbus, and Ethernet BACnet. IR Address programming with web gateway and the LPC controller LCD.*

## **Remote Access Via the Web**

*Remote access and control is made easy using our web server platforms. Utilize our P-Web platform for a single LPA controller or our G-Web platform for a network of up to 31 controllers. Incorporate custom interfaces for even more maximum flexibility.*



# Lighting control network capable of operating up to 8,432 circuits with just two 24V signal wires.

The P-Series of lighting control systems from PLC-Buildings features the world's finest, most dependable relays from Panasonic. These systems offer Full-2Way remote lighting control for easy operation and even easier installation. They use just two  $\pm$  24V signal wires for all the switches on a network, and controls lighting using mechanically latching relays. This reduces the number of wires needed compared conventional remote control wiring. It's cost-effective and easy to configure this system with programming and other accessories. With centralized monitoring and control, the system can manage up to 256 circuits per system, and it is capable of controlling as many as 127 groups of lights in a single application area.

Up to 72 control patterns can be programmed to match work schedules or habits, allowing for maximum occupant satisfaction while achieving energy and operating cost savings. The program timer is easily configured to match a daily schedule for lights to be automatically turned "ON" and "OFF". Passive infrared motion sensor control is also offered to turn "ON" and "OFF" depending on occupancy of a monitored building space. For additional energy

savings, indoor daylight sensors are available which respond to the brightness of the environment.

## **LPB - Basic**


This is the basic version of this robust system. Even though it is the "entry-level" unit it is rich with all the standard features included in the product line.

## **LPE - Enhanced (8 Zones)**

This is the Enhanced version of this Panasonic powered series. This system offers added energy saving possibilities by adding optional components such as; dimmer controls; and PLC Sensors line of CES sensors for indoor, outdoor, atrium and skylight applications. The LPE series also offers a variety of user-selectable programmed operational functions such as: photo control, sweep and time scheduling.

## **LPA - Advanced (255 Zones)**

This is the Advanced version of this fully networkable line of controllers. In addition to the capabilities above, the LPA offers communication protocols which include RS485 Modbus and Ethernet BACnet.



# General Specifications

## P-SERIES FEATURES

<u>Panel Mounted Components</u>	<u>Main Control Cabinet</u>	<u>Expansion Cabinets</u>
Maximum Addresses	256	
Single Pole 300V 20A Relays	48	208
Double Pole 300V 20A Relays	24	232
Four Pole 600V 20A Contactors	18	238
Eight Pole 600V 20A Contactors	18	238
Incandescent 120V 800W Dimmers	12	244
Fluorescent 0-10V Dimmers	12	244
Dry Contact Input	96	160
Contact 6A Output	96	160
Input Voltage	120, 240, 277, 480	120, 240, 277, 480

<u>Remote Mounted Components</u>	<u>Maximum</u>	<u>Minimum</u>
Daylight Sensors	256	85
Office Motion Sensors	256	85
High Bay Motion Sensors	256	85
Wall Mount Motion Sensors	256	128
Outdoor Motion Sensors	256	128
1 Button Switches	256	256
2 Button Switches	128	128
3 Button Switches	85	85
4 Button Switches	64	64

## SPECIFIC FEATURES

	<b>LPA</b>	<b>LPE</b>	<b>LPB</b>
Full-2Way Network	Yes	Yes	Yes
G-Web Compatible	Yes	Yes	Yes
P-Web Compatible	No	Yes	Yes
Auto/Setup	Yes	Yes	No
Timeclocks	8	8	1
Events	56	56	32
Sweep Sequence	Yes	Yes	No
ETL /UL508A	Yes	Yes	Yes
CEC Title 24	Yes	Yes	No
LEED	Yes	Yes	Yes
Warranty	2 Years	2 Years	2 Years



Lighting Control Systems

